


Library Makeover in 4 Easy Steps


1

Library Makeover in 4 Easy Steps

CLiC Workshop - Spring 2008

Beth Hager & Sharon Rowlen



 **Group3 Planners LLC**
8235 W. 71st Ave. Arvada, CO 80004 | 303-456-4824 | www.group3planners.com

4

Who we are...

Group3 Planners: *Focus on Libraries!*


- Visioning
- Building Space Programming
- Space Planning
- Interior Design
- Procurement & Implementation



6

The 4 Makeover Steps are.....


1. Focus on the Community
2. Reflect Focus in the Collection
3. Market the Goods
4. Layout, Layout, Layout



7

1 - Focus on the Community


...because your library community is unique!



8

Using Demographics


- Age of residents
- Where people work
- Cultural diversity
- Educational level
- And more



9

Checking Local Information

- School District
- City or County Planners
- Visiting Local web sites




Library Makeover in 4 Easy Steps

10

Using GIS


- Contact: Steve Wede, Colorado State Library, wrede_s@cde.state.co.us



11

2 – Reflect Focus in the Collection


...because now you know what the community wants!



12

Think about...


- What areas of the collection get the most use?
- What areas almost never get used?
- What are your patrons already telling you?



14

Use the service responses


- Choose 2 or 3 responses
- Tailor the collection
 - Subjects
 - Depth
 - Age appropriateness
 - Formats



15

What if a patron needs other information? Consider...


- Other local libraries
- Consortiums
- ILL
- Internet & Online databases



16

How large should the collection be? Consider...

- Space
- Colorado Public Library Standards



Library Makeover in 4 Easy Steps

17

Collection Trends

- Give them what they should have
- Give them what they want



20

3 – Market the Goods

- Creating “appeal”
- Shelving Options
- Application
- Capacity



21



1



2



22



3



4

23




5




6

24


Lighting



Borroughs




Lift-Vision




Library Makeover in 4 Easy Steps

25

Lighting



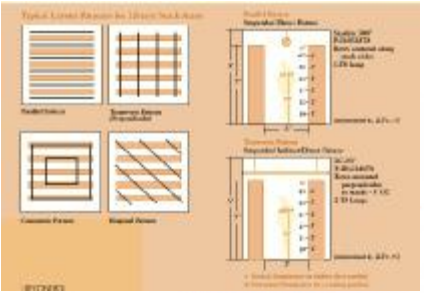
TotalLibra



Bartco Lighting, Seattle Library

26

Lighting



Typical Linear Shelving for Library Book & Media


Typical Shelving for Library Book & Media

Demco

Shelving Type	Capacity	Price	Weight
Demco	224	200	190
Display Display	102	144	80
Card Panel	11	120	60

27


Shelving Options



Demco: 49 DVDs or 84 Videos per unit

28

Shelving Options




Demco

Shelving Type	Capacity	Price	Weight
Demco	224	200	190
Display Display	102	144	80
Card Panel	11	120	60

29

Shelving Options




Create A Space

General Capabilities

- Video Cases - 402
- DVD - 1,380
- DVD - 100 (including 100 per unit)
- DVD - 1,080 (including 100 per unit)

30

Shelving Options



Gresswell

Library Makeover in 4 Easy Steps

31

Shelving Options




32

Shelving Options



ATTNASTAR® SHELVING BY MUNTEL


- 1. Open Top Shelf
- 2. Paperback Display Front
- 3. Adjustable Shelf
- 4. Adjustable Intra Shelving and Micro Book Support
- 5. Reference Shelf with an Adjustable Shelf
- 6. Sliding Drawer with Double Tray
- 7. Paperback Support Unit
- 8. Adjustable Grid Shelving
- 9. Openended
- 10. Integrated Bookend Shelf
- 11. Book Support
- 12. Drawer
- 13. Micro Book Support
- 14. Add On Double Bookend Box
- 15. Integrated Reference Display Shelf
- 16. "MP" Type Micro Book Support
- 17. Openended
- 18. 1/2 Drawer
- 19. Double Tray Open Shelf
- 20. Mobile Front Row
- 21. Openend



33

Shelving Options

Types of Volume	Number of Volume Per Linear Foot of Shelf
Comics (in a rack)	8
Fiction	8
General Nonfiction	7
Encyclopedias	8
Reference	6
History	7
Technical and Scientific	6
Law	5
Medical	5
Special Periodicals	5
Art Journals and Books	7
Juvenile (paperback)	10
Juvenile (hardcover)	12
Public Documents	5




35

4 - Layout, Layout, Layout

Consider...


- Bubble relationships
- Descriptors
- Rat in the maze
- Multiple objects...same space...NOT!



36

The Rules


- Soft Rules
 - Invite
 - Delight
- Hard Rules
 - Provide safety
 - Set parameters



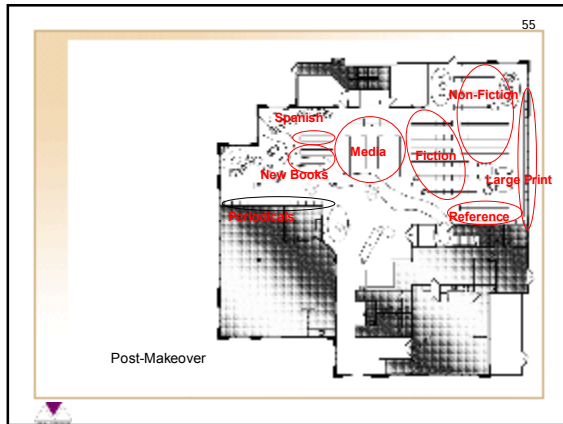
37

Soft Rules of Layout

- Express the focus
- Collections must "flow"
- Intuitive
- Dividing and encompassing
- When in conflict, support customer needs over staff needs




Library Makeover in 4 Easy Steps



59

Resources

- Garcia, June and Sandra Nelson, *Public Library Services Responses 2007*
- Colorado State Library
 - Library Research Service
 - Colorado Public Library Standards
- Greiner, Tony. "Collection Development an Shelf Space: A proposal for Nonfiction collections" *Public Libraries*, Nov/Dec 2005
- Libris DESIGN: <http://librisdesign.org/>
- *Accessible and Usable Buildings and Facilities* (ANSI A117.1-2003)



Group3 Planners LLC
8235 W. 71st Ave. Arvada, CO 80004 | 303-456-4824 | www.group3planners.com

60

Just like a good book... THE END!

Group3 Planners LLC
8235 W. 71st Ave. Arvada, CO 80004 | 303-456-4824
www.group3planners.com
bhager@group3planners.com
srowlen@group3planners.com

